

FILED

OC1 04 2023

STATE AUDITOR & INSPECTOR

School District
2023-2024 Estimate of Needs
and
Financial Statement of the Fiscal Year 2022-2023

Board of Education of Southwest Technology Center
District No. VT-27
County of Jackson
State of Oklahoma

Two copies of this Financial Statement and Estimate of Needs should be filed with the County Clerk not later than September 30 for all School Districts. After approval by the Excise Board and the levies are made, both statements should be signed by the Board Members. One complete signed copy must be sent to the State Auditor and Inspector, 2300 N. Lincoln Blvd Room 100, Oklahoma City, OK 73105-4801. If publication may not be had by date required for filing, affidavit and proof of publication are required to be attached within five days after date of filing.

The 2023-2024 Estimate of Needs
and
Financial Statement of the Fiscal Year 2022-2023

Prepared by: Jenkins & Kemper, CPAs, P.C.

Submitted to the Jackson County Excise Board

This 11th Day of September, 2023

School Board Members

Chairman




Clerk




Treasurer




Member



Member



Member



Member

Member

Jackson

CONTENTS

Letters and Certifications:

Page No.

Letter to Excise Board.....	2-3
Affidavit of Publication.....	4
Accountant's Compilation Report.....	5
Exhibits A-M if applicable (see below).....	6-62
Certificate of Excise Board.....	63
Exhibits Y & Z.....	64-67
Exhibit KK (if applicable).....	68

The following exhibits marked as "filed" are financial statements which pertain to said school district and are included as part of this Estimate of Needs:

	<u>Filed</u>	<u>Not Filed</u>
Exhibit "A" General Fund Accounts	<input checked="" type="checkbox"/>	<input type="checkbox"/>
Exhibit "B" Building Fund Accounts	<input type="checkbox"/>	<input checked="" type="checkbox"/>
Exhibit "C" Co-op Fund Accounts	<input type="checkbox"/>	<input checked="" type="checkbox"/>
Exhibit "D" Child Nutrition Fund Accounts	<input type="checkbox"/>	<input checked="" type="checkbox"/>
Exhibit "E" Sinking Fund Accounts	<input type="checkbox"/>	<input checked="" type="checkbox"/>
Exhibit "F" Special Revenue Fund Accounts	<input type="checkbox"/>	<input checked="" type="checkbox"/>
Exhibit "G" Capital Project Fund Accounts	<input type="checkbox"/>	<input checked="" type="checkbox"/>
Exhibit "H" Enterprise Fund Accounts	<input type="checkbox"/>	<input checked="" type="checkbox"/>
Exhibit "I" Activity Fund Accounts	<input type="checkbox"/>	<input checked="" type="checkbox"/>
Exhibit "J" Expendable Trust Fund Accounts	<input type="checkbox"/>	<input checked="" type="checkbox"/>
Exhibit "K" Nonexpendable Trust Fund Accounts	<input type="checkbox"/>	<input checked="" type="checkbox"/>
Exhibit "L" Internal Service Fund Accounts	<input type="checkbox"/>	<input checked="" type="checkbox"/>
Exhibit "M" MAPS Fund Accounts	<input type="checkbox"/>	<input checked="" type="checkbox"/>

Affidavit of Publication

State of Oklahoma, County of Jackson

I, Danna Robinson, the undersigned duly qualified and acting Clerk of the Board of Education of Southwest Technology Center, School District No. VT-27, County and State aforesaid, being first duly sworn according to law, hereby depose and say:

1. That I complied with 68 O. S. 2001 Section 3002, (both independent and dependent) by having the within Financial Statement and Estimate of Needs which was prepared at the time and in the manner provided by law, published as required by law, in a legally-qualified newspaper of general circulation in the district, there being no legally-qualified newspaper published in the school district, as evidenced by a copy of such published statement and estimate together with proof of publication thereof attached hereto marked Exhibit No. 1 and made a part hereof (strike inapplicable phrases).
2. That I complied with currently effective statutes, by having the Notice of Emergency Levy Election and the call for such Election on the date hereinbefore certified by the Governing Board, the Itemized Statements and the Itemized Estimate of the amount necessary for the ensuing fiscal year requiring such emergency levy for the current expense purposes as prepared by the Board of Education duly published or posted, as the case may be, in full compliance with law for this class of school district, and as provided by law duly made public in the manner and at the time provided by law, for this class of district and in all respects according to law, in relation to said election on such emergency levy as hereinbefore certified by said Governing Board.
3. That I complied with the statute by having published or posted (if required for this class of district) the notice of local support levy election, and the call for such election on the date hereinbefore certified by the Board of Education. That the Estimate of Needs as prepared by the Board of Education required such local support levy in addition to other tax levies, to fully meet the current expense purposes of the school district for the ensuing year.
4. That in conformity to resolution by said Board of Education, I caused Notice of Building Fund Levy Election under the provisions of Article 10, Section 10, Oklahoma Constitution, and the Call of such Election on the date hereinbefore certified by the Governing Board, together with Itemized Statements and an Estimate of the amount necessary for the ensuing fiscal year requiring such levy for the purpose of erecting, remodeling or repairing school buildings, and for purchasing school furniture, in said District, published or posted to contain such Notice and Call, fixing the number of voting places and particularly describing each and every such place or places, and fixing the day on which such election should be had after the expiration of such notice, duly published or posted as is required by law for this class of district.

[Signature]
Clerk, Board of Education

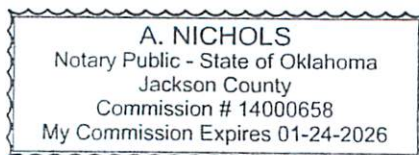
Subscribed and sworn to before me this 11 day of September 2023.

[Signature]

Notary Public

01/24/26

My Commission Expires



Jennifer Sunday
Secretary and Clerk of Excise Board

Jackson County, Oklahoma





JENKINS & KEMPER
CERTIFIED PUBLIC ACCOUNTANTS, P.C.

JACK JENKINS, CPA
MICHAEL KEMPER, CPA

Independent Accountant's Compilation Report

August 28, 2023

Honorable Board of Education
Southwest Technology Center
District No. VT-27, Jackson County

We have compiled the 2022-23 prescribed financial statements as of and for the fiscal year ended June 30, 2023, and the 2023-24 Estimate of Needs (S.A.&I. Form 2661R06) and Publication Sheet (S.A.&I. Form 2662R06) for District No. VT-27, Jackson County, included in the accompanying prescribed form. We have not audited or reviewed the prescribed financial statements, estimate of needs and publication sheet forms referred to above and, accordingly, do not express an opinion or provide any assurance about whether the prescribed financial statements, estimate of needs and publication sheet forms are in accordance with the basis of accounting prescribed by the Office of the Oklahoma State Auditor and Inspector.

Management is responsible for the preparation and fair presentation of the prescribed financial statements, estimate of needs and publication sheet in accordance with the applicable prescribed financial framework and for designing, implementing, and maintaining internal control relevant to the preparation and fair presentation of the prescribed financial statements, estimate of needs and publication sheet.

Our responsibility is to conduct the compilation in accordance with Statements on Standards for Accounting and Review Services issued by the American Institute of Certified Public Accountants. The objective of a compilation is to assist management in presenting financial information in the form of financial statements and supporting information without undertaking to obtain or provide any assurance that there are no material modifications that should be made to the prescribed financial statements, estimate of needs and publication sheet.

The prescribed financial statements, estimate of needs and publication sheet forms are presented in accordance with the requirements prescribed by the Office of the Oklahoma State Auditor and Inspector per 68 OS § 3003.B., as defined by rules promulgated by the Oklahoma State Department of Education per 70 OS § 5-134.1.D., which differ from generally accepted accounting principles. Accordingly, these prescribed forms are not designed for those who are not informed about such differences.

This report is intended solely for the information and use of the Oklahoma Department of Career & Tech Education, Southwest Technology Public Schools, Jackson County Excise Board, and for filing with the State Auditor and Inspector of Oklahoma and is not intended to be and should not be used by anyone other than these specified parties.

Sincerely,

Jenkins & Kemper, CPAs P.C.

Jenkins & Kemper,
Certified Public Accountants, P.C.

116 WEST BRECKENRIDGE AVE, BIXBY, OK 74008
PHONE: 918.366.4440 FAX: 918.366.4443
WWW.JENKINSKEMPER.COM

GENERAL FUND ACCOUNTS COVERING THE PERIOD JULY 1, 2022 TO JUNE 30, 2023
ESTIMATE OF NEEDS FOR 2023-2024

EXHIBIT "A"

Page 6

Schedule 1, Current Balance Sheet - June 30, 2023	
	Amount
ASSETS:	
Cash Balance June 30, 2023	\$ 353,288.38
Investments	\$ 2,936,552.95
TOTAL ASSETS	\$ 3,289,841.33
LIABILITIES AND RESERVES:	
Warrants Outstanding	\$ 348,518.80
Reserve for Interest on Warrants	\$ 0.00
Reserves From Schedule 8	\$ 482,563.27
TOTAL LIABILITIES AND RESERVES	\$ 831,082.07
CASH FUND BALANCE JUNE 30, 2023	\$ 2,458,759.26
TOTAL LIABILITIES, RESERVES AND CASH FUND BALANCE	\$ 3,289,841.33

Schedule 2, Revenue and Requirements - 2022-2023		
	Detail	Total
REVENUE:		
Cash Balance June 30, 2022	\$ 2,780,466.94	
Cash Fund Balance Transferred From Prior Years	\$ 161,893.03	
Current Ad Valorem Tax Apportioned	\$ 2,146,532.38	
Miscellaneous Revenue Apportioned	\$ 3,699,984.63	
TOTAL REVENUE		\$ 8,788,876.98
REQUIREMENTS:		
Claims Paid by Warrants Issued & Transfer Fees Apportioned	\$ 5,847,554.45	
Reserves From Schedule 8	\$ 482,563.27	
Interest Paid on Warrants	\$ 0.00	
Bank Fees and Cash Charges	\$ 0.00	
Reserve for Interest on Warrants	\$ 0.00	
TOTAL REQUIREMENTS		\$ 6,330,117.72
ADD: Cash Fund Balance as Per Balance Sheet 6-30-2023		\$ 2,458,759.26
TOTAL REQUIREMENTS AND CASH FUND BALANCE		\$ 8,788,876.98

Schedule 3, Cash Fund Balance Analysis - June 30, 2023	
	Amount
ADDITIONS:	
Miscellaneous Revenue Collected in Excess of Estimates-Net	\$ 98,818.28
Warrants Estopped, Cancelled or Converted	\$ 0.00
Fiscal Year 2022-23 Lapsed Appropriations	\$ 2,156,502.55
Fiscal Year 2021-22 Lapsed Appropriations	\$ 107,122.80
Ad Valorem Tax Collections in Excess of Estimates	\$ 41,545.40
Prior Year Ad Valorem Tax	\$ 54,770.23
TOTAL ADDITIONS	\$ 2,458,759.26
DEDUCTIONS:	
Supplemental Appropriations	\$ 0.00
Current Tax in Process of Collection	\$ 0.00
TOTAL DEDUCTIONS	\$ 0.00
Cash Fund Balance as per Balance Sheet 6-30-2023	\$ 2,458,759.26
Composition of Cash Fund Balance	
Cash	\$ 2,458,759.26
Cash Fund Balance as per Balance Sheet 6-30-2023	\$ 2,458,759.26

GENERAL FUND ACCOUNTS COVERING THE PERIOD JULY 1, 2022 TO JUNE 30, 2023
ESTIMATE OF NEEDS FOR 2023-2024

EXHIBIT "A"

Page 7

Schedule 4, Miscellaneous Revenue		
SOURCE	2022-23 ACCOUNT	
	AMOUNT ESTIMATED	ACTUALLY COLLECTED
1000 DISTRICT SOURCES OF REVENUE:		
1200 Tuition & Fees	\$ 256,700.80	\$ 476,805.75
1300 Earnings on Investments and Bond Sales	\$ 10,000.00	\$ 70,400.81
1400 Rental, Disposals and Commissions	\$ 0.00	\$ 3,000.00
1500 Reimbursements	\$ 3,000.00	\$ 2,088.87
1600 Other Local Sources of Revenue	\$ 10,000.00	\$ 14,669.14
1700 Child Nutrition Programs	\$ 0.00	\$ 0.00
1950 Revenue from Merchandise Purchased for Resale	\$ 85,000.00	\$ 117,813.56
TOTAL	\$ 364,700.80	\$ 684,778.13
2000 INTERMEDIATE SOURCES OF REVENUE:	\$ 0.00	\$ 0.00
TOTAL	\$ 0.00	\$ 0.00
3000 STATE SOURCES OF REVENUE:		
3100 Total Dedicated Revenue	\$ 0.00	\$ 5,664.81
3200 Total State Aid - General Operations - Non-Categorical	\$ 0.00	\$ 0.00
3300 State Aid - Competitive Grants - Categorical	\$ 0.00	\$ 0.00
3400 State - Categorical	\$ 14,361.00	\$ 677.50
3500 Special Programs	\$ 0.00	\$ 0.00
3600 Other State Sources of Revenue	\$ 0.00	\$ 2,250.00
3700 Child Nutrition Program	\$ 0.00	\$ 0.00
3810 Series	\$ 2,369,212.00	\$ 2,369,212.00
3830 Industry Training	\$ 54,410.00	\$ 61,375.20
3840 Adult Training	\$ 1,543.00	\$ 1,542.96
3850 Other Vocational Aid	\$ 20,000.00	\$ 4,548.42
3860 Other State Vocational Aid	\$ 0.00	\$ 1,100.00
3890 Capital Outlay	\$ 49,300.00	\$ 47,401.35
3800 Total State Vocational Programs - Multi-Source	\$ 2,494,465.00	\$ 2,485,179.93
TOTAL	\$ 2,508,826.00	\$ 2,493,772.24
4000 FEDERAL SOURCES OF REVENUE:		
	\$ 0.00	\$ 0.00
	\$ 0.00	\$ 0.00
	\$ 0.00	\$ 0.00
	\$ 0.00	\$ 0.00
4500 Operations	\$ 0.00	\$ 0.00
4600 Adult Basic Education	\$ 0.00	\$ 92,479.73
4700 Child Nutrition Programs	\$ 0.00	\$ 0.00
4810 Cares Act	\$ 194,251.55	\$ 82,149.72
4820 Carl D. Perkins Vocational & Applied Technology Ed. Act	\$ 58,046.00	\$ 43,956.28
4830 Industry Training	\$ 5,142.00	\$ 5,142.00
4840 Adult Training	\$ 180,021.00	\$ 0.00
4850 TANF	\$ 49,779.00	\$ 71,088.66
4860 Other Federal Sources of Vocational Aid	\$ 240,000.00	\$ 0.00
4870 Pell Disbursement	\$ 0.00	\$ 226,217.87
	\$ 0.00	\$ 0.00
4800 Total Federal Vocational Education	\$ 727,239.55	\$ 428,554.53
TOTAL	\$ 727,239.55	\$ 521,034.26
5000 NON-REVENUE RECEIPTS:		
5100 Return of Assets	\$ 400.00	\$ 400.00
GRAND TOTAL	\$ 3,601,166.35	\$ 3,699,984.63

S.A. & I. Form 2661R06 Entity: Southwest Technology Center VT-27, Jackson

29-Aug-2023

GENERAL FUND ACCOUNTS COVERING THE PERIOD JULY 1, 2022 TO JUNE 30, 2023
ESTIMATE OF NEEDS FOR 2023-2024

EXHIBIT "A"

Page 8

2022-23 ACCOUNT OVER (UNDER)	BASIS AND LIMIT OF ENSUING ESTIMATE	2023-24 ACCOUNT		
		CHARGEABLE INCOME	ESTIMATED BY GOVERNING BOARD	APPROVED BY EXCISE BOARD
\$ 220,104.95	70.26%	\$ 0.00	\$ 335,000.00	\$ 335,000.00
\$ 60,400.81	49.72%	\$ 0.00	\$ 35,000.00	\$ 35,000.00
\$ 3,000.00	0.00%	\$ 0.00	\$ 0.00	\$ 0.00
\$ (911.13)	95.75%	\$ 0.00	\$ 2,000.00	\$ 2,000.00
\$ 4,669.14	238.58%	\$ 0.00	\$ 34,998.00	\$ 34,998.00
\$ 0.00	0.00%	\$ 0.00	\$ 0.00	\$ 0.00
\$ 32,813.56	72.15%	\$ 0.00	\$ 85,000.00	\$ 85,000.00
\$ 320,077.33		\$ 0.00	\$ 491,998.00	\$ 491,998.00
\$ 0.00	0.00%	\$ 0.00	\$ 0.00	\$ 0.00
\$ 0.00		\$ 0.00	\$ 0.00	\$ 0.00
\$ 5,664.81	0.00%	\$ 0.00	\$ 0.00	\$ 0.00
\$ 0.00	0.00%	\$ 0.00	\$ 0.00	\$ 0.00
\$ 0.00	0.00%	\$ 0.00	\$ 0.00	\$ 0.00
\$ (13,683.50)	2119.70%	\$ 0.00	\$ 14,361.00	\$ 14,361.00
\$ 0.00	0.00%	\$ 0.00	\$ 0.00	\$ 0.00
\$ 2,250.00	0.00%	\$ 0.00	\$ 0.00	\$ 0.00
\$ 0.00	0.00%	\$ 0.00	\$ 0.00	\$ 0.00
\$ 0.00	110.29%	\$ 0.00	\$ 2,613,035.00	\$ 2,613,035.00
\$ 6,965.20	88.21%	\$ 0.00	\$ 54,142.00	\$ 54,142.00
\$ (0.04)	96.31%	\$ 0.00	\$ 1,486.00	\$ 1,486.00
\$ (15,451.58)	439.71%	\$ 0.00	\$ 20,000.00	\$ 20,000.00
\$ 1,100.00	0.00%	\$ 0.00	\$ 0.00	\$ 0.00
\$ (1,898.65)	316.78%	\$ 0.00	\$ 150,160.00	\$ 150,160.00
\$ (9,285.07)		\$ 0.00	\$ 2,838,823.00	\$ 2,838,823.00
\$ (15,053.76)		\$ 0.00	\$ 2,853,184.00	\$ 2,853,184.00
\$ 0.00	0.00%	\$ 0.00	\$ 0.00	\$ 0.00
\$ 0.00	0.00%	\$ 0.00	\$ 0.00	\$ 0.00
\$ 0.00	0.00%	\$ 0.00	\$ 0.00	\$ 0.00
\$ 0.00	0.00%	\$ 0.00	\$ 0.00	\$ 0.00
\$ 0.00	0.00%	\$ 0.00	\$ 0.00	\$ 0.00
\$ 92,479.73	58.45%	\$ 0.00	\$ 54,053.00	\$ 54,053.00
\$ 0.00	0.00%	\$ 0.00	\$ 0.00	\$ 0.00
\$ (112,101.83)	0.00%	\$ 0.00	\$ 0.00	\$ 0.00
\$ (14,089.72)	121.69%	\$ 0.00	\$ 53,492.00	\$ 53,492.00
\$ 0.00	100.00%	\$ 0.00	\$ 5,142.00	\$ 5,142.00
\$ (180,021.00)	0.00%	\$ 0.00	\$ 0.00	\$ 0.00
\$ 21,309.66	253.23%	\$ 0.00	\$ 180,021.00	\$ 180,021.00
\$ (240,000.00)	0.00%	\$ 0.00	\$ 0.00	\$ 0.00
\$ 226,217.87	81.78%	\$ 0.00	\$ 185,000.00	\$ 185,000.00
\$ 0.00	0.00%	\$ 0.00	\$ 0.00	\$ 0.00
\$ (298,685.02)	98.86%	\$ 0.00	\$ 423,655.00	\$ 423,655.00
\$ (206,205.29)		\$ 0.00	\$ 477,708.00	\$ 477,708.00
\$ 0.00	100.00%	\$ 0.00	\$ 400.00	\$ 400.00
\$ 98,818.28		\$ 0.00	\$ 3,823,290.00	\$ 3,823,290.00

GENERAL FUND ACCOUNTS COVERING THE PERIOD JULY 1, 2022 TO JUNE 30, 2023
ESTIMATE OF NEEDS FOR 2023-2024

EXHIBIT "A"

Page 9

Schedule 5, Expenditures General Fund Cash Accounts of Current and all Prior Years	
CURRENT AND ALL PRIOR YEARS	2022-23
Cash Balance Reported to Excise Board 6-30-2022	\$ 0.00
Cash Fund Balance Transferred Out	
Cash Fund Balance Transferred In	\$ 2,780,466.94
Adjusted Cash Balance	\$ 2,780,466.94
Ad Valorem Tax Apportioned To Year In Caption	\$ 2,146,532.38
Miscellaneous Revenue (Schedule 4)	\$ 3,699,984.63
Cash Fund Balance Forward From Preceding Year	\$ 161,893.03
Prior Expenditures Recovered	\$ 0.00
TOTAL RECEIPTS	\$ 6,008,410.04
TOTAL RECEIPTS AND BALANCE	\$ 8,788,876.98
Warrants Paid of Year in Caption	\$ 5,499,035.65
Interest Paid Thereon	\$ 0.00
Bank Fees and Cash Charges	\$ 0.00
TOTAL DISBURSEMENTS	\$ 5,499,035.65
CASH BALANCE JUNE 30, 2023	\$ 3,289,841.33
Reserve for Warrants Outstanding	\$ 348,518.80
Reserve for Interest on Warrants	\$ 0.00
Reserves From Schedule 8	\$ 482,563.27
TOTAL LIABILITIES AND RESERVE	\$ 831,082.07
DEFICIT:	\$ 0.00
CASH FUND BALANCE FORWARD TO SUCCEEDING YEAR	\$ 2,458,759.26

Schedule 6, General Fund Warrant Account of Current and All Prior Years	
CURRENT AND ALL PRIOR YEARS	2022-23
Warrants Outstanding 6-30 of Year in Caption	
Warrants Registered During Year	\$ 5,847,554.45
TOTAL	\$ 5,847,554.45
Warrants Paid During Year	\$ 5,499,035.65
Warrants Converted to Bonds or Judgments	\$ 0.00
Warrants Cancelled	\$ 0.00
Warrants estopped by Statute	\$ 0.00
TOTAL WARRANTS RETIRED	\$ 5,499,035.65
BALANCE WARRANTS OUTSTANDING JUNE 30, 2023	\$ 348,518.80

Schedule 7, 2022 Ad Valorem Tax Account			
2022 Net Valuation Certified To County Excise Board	\$ 227,517,512.00	10.170 Mills	Amount
Total Proceeds of Levy as Certified			\$ 2,315,485.68
Additions:			\$ 0.00
Deductions:			\$ 0.00
Gross Balance Tax			\$ 2,315,485.68
Less Reserve for Delinquent Tax			\$ 210,498.70
Reserve for Protests Pending			\$ 0.00
Balance Available Tax			\$ 2,104,986.98
Deduct 2022 Tax Apportioned			\$ 2,146,532.38
Net Balance 2022 Tax in Process of Collection			\$ 0.00
Excess Collections			\$ 41,545.40

GENERAL FUND ACCOUNTS COVERING THE PERIOD JULY 1, 2022 TO JUNE 30, 2023
ESTIMATE OF NEEDS FOR 2023-2024

EXHIBIT "A"

Page 10

Schedule 5, (Continued)						
2021-22	2020-21	2019-20	2018-19	2017-18	2016-17	TOTAL
\$ 3,455,615.26	\$ 0.00	\$ 0.00	\$ 0.00	\$ 0.00	\$ 0.00	\$ 3,455,615.26
\$ 2,780,466.94	\$ 0.00	\$ 0.00	\$ 0.00	\$ 0.00	\$ 0.00	\$ 2,780,466.94
\$ 0.00	\$ 0.00	\$ 0.00	\$ 0.00	\$ 0.00	\$ 0.00	\$ 2,780,466.94
\$ 675,148.32	\$ 0.00	\$ 0.00	\$ 0.00	\$ 0.00	\$ 0.00	\$ 3,455,615.26
\$ 54,770.23	\$ 0.00	\$ 0.00	\$ 0.00	\$ 0.00	\$ 0.00	\$ 2,201,302.61
\$ 0.00	\$ 0.00	\$ 0.00	\$ 0.00	\$ 0.00	\$ 0.00	\$ 3,699,984.63
\$ 0.00	\$ 0.00	\$ 0.00	\$ 0.00	\$ 0.00	\$ 0.00	\$ 161,893.03
\$ 0.00	\$ 0.00	\$ 0.00	\$ 0.00	\$ 0.00	\$ 0.00	\$ 0.00
\$ 54,770.23	\$ 0.00	\$ 0.00	\$ 0.00	\$ 0.00	\$ 0.00	\$ 6,063,180.27
\$ 729,918.55	\$ 0.00	\$ 0.00	\$ 0.00	\$ 0.00	\$ 0.00	\$ 9,518,795.53
\$ 568,025.52	\$ 0.00	\$ 0.00	\$ 0.00	\$ 0.00	\$ 0.00	\$ 6,067,061.17
\$ 0.00	\$ 0.00	\$ 0.00	\$ 0.00	\$ 0.00	\$ 0.00	\$ 0.00
\$ 0.00	\$ 0.00	\$ 0.00	\$ 0.00	\$ 0.00	\$ 0.00	\$ 0.00
\$ 568,025.52	\$ 0.00	\$ 0.00	\$ 0.00	\$ 0.00	\$ 0.00	\$ 6,067,061.17
\$ 161,893.03	\$ 0.00	\$ 0.00	\$ 0.00	\$ 0.00	\$ 0.00	\$ 3,451,734.36
\$ 0.00	\$ 0.00	\$ 0.00	\$ 0.00	\$ 0.00	\$ 0.00	\$ 348,518.80
\$ 0.00	\$ 0.00	\$ 0.00	\$ 0.00	\$ 0.00	\$ 0.00	\$ 0.00
\$ 0.00	\$ 0.00	\$ 0.00	\$ 0.00	\$ 0.00	\$ 0.00	\$ 482,563.27
\$ 0.00	\$ 0.00	\$ 0.00	\$ 0.00	\$ 0.00	\$ 0.00	\$ 831,082.07
\$ 0.00	\$ 0.00	\$ 0.00	\$ 0.00	\$ 0.00	\$ 0.00	\$ 0.00
\$ 161,893.03	\$ 0.00	\$ 0.00	\$ 0.00	\$ 0.00	\$ 0.00	\$ 2,620,652.29

Schedule 6, (Continued)						
2021-22	2020-21	2019-20	2018-19	2017-18	2016-17	TOTAL
\$ 347,707.52	\$ 0.00	\$ 0.00	\$ 0.00	\$ 0.00	\$ 0.00	\$ 347,707.52
\$ 220,318.00	\$ 0.00	\$ 0.00	\$ 0.00	\$ 0.00	\$ 0.00	\$ 6,067,872.45
\$ 568,025.52	\$ 0.00	\$ 0.00	\$ 0.00	\$ 0.00	\$ 0.00	\$ 6,415,579.97
\$ 568,025.52	\$ 0.00	\$ 0.00	\$ 0.00	\$ 0.00	\$ 0.00	\$ 6,067,061.17
\$ 0.00	\$ 0.00	\$ 0.00	\$ 0.00	\$ 0.00	\$ 0.00	\$ 0.00
\$ 0.00	\$ 0.00	\$ 0.00	\$ 0.00	\$ 0.00	\$ 0.00	\$ 0.00
\$ 0.00	\$ 0.00	\$ 0.00	\$ 0.00	\$ 0.00	\$ 0.00	\$ 0.00
\$ 568,025.52	\$ 0.00	\$ 0.00	\$ 0.00	\$ 0.00	\$ 0.00	\$ 6,067,061.17
\$ 0.00	\$ 0.00	\$ 0.00	\$ 0.00	\$ 0.00	\$ 0.00	\$ 348,518.80

Schedule 9, General Fund Investments						
INVESTED IN	Investments On Hand June 30, 2022	Since Purchased	Liquidations		Barred by Court Order	Investments On Hand June 30, 2023
			By Collection Of Cost	Amortized Premium		
CD's	\$ 3,081,261.19	\$ 2,936,552.95	\$ 3,081,261.19	\$ 0.00	\$ 0.00	\$ 2,936,552.95
						\$ 0.00
						\$ 0.00
						\$ 0.00
						\$ 0.00
						\$ 0.00
						\$ 0.00
						\$ 0.00
						\$ 0.00
						\$ 0.00
TOTAL INVEST	\$ 3,081,261.19	\$ 2,936,552.95	\$ 3,081,261.19			\$ 2,936,552.95

GENERAL FUND ACCOUNTS COVERING THE PERIOD JULY 1, 2022 TO JUNE 30, 2023
ESTIMATE OF NEEDS FOR 2023-2024

EXHIBIT "A"

Page 11

Schedule 8, Report of Prior Year Expenditures				
APPROPRIATED ACCOUNTS	FISCAL YEAR ENDING JUNE 30, 2022			APPROPRIATIONS ORIGINAL
	RESERVES 06-30-2022	WARRANTS SINCE ISSUED	BALANCE LAPSED APPROPRIATIONS	
1000 INSTRUCTION	\$ 0.00	\$ 0.00	\$ 0.00	\$ 3,240,171.48
2000 SUPPORT SERVICES:				
2100 Support Services - Students	\$ 0.00	\$ 0.00	\$ 0.00	\$ 417,046.00
2200 Support Services - Instructional Staff	\$ 0.00	\$ 0.00	\$ 0.00	\$ 1,092,302.79
2300 Support Services - General Administration	\$ 0.00	\$ 0.00	\$ 0.00	\$ 307,200.00
2400 Support Services - School Administration	\$ 0.00	\$ 0.00	\$ 0.00	\$ 307,500.00
2500 Support Services - Business	\$ 0.00	\$ 0.00	\$ 0.00	\$ 915,000.00
2600 Operations And Maintenance of Plant Services	\$ 0.00	\$ 0.00	\$ 0.00	\$ 1,271,000.00
2700 Student Transportation Services	\$ 0.00	\$ 0.00	\$ 0.00	\$ 275,000.00
2800 Support Services - Central	\$ 0.00	\$ 0.00	\$ 0.00	\$ 0.00
2900 Other Support Services	\$ 0.00	\$ 0.00	\$ 0.00	\$ 0.00
TOTAL	\$ 0.00	\$ 0.00	\$ 0.00	\$ 4,585,048.79
3000 OPERATION OF NON-INSTRUCTION SERVICES:				
3100 Child Nutrition Programs Operations	\$ 0.00	\$ 0.00	\$ 0.00	\$ 0.00
3200 Other Enterprise Service Operations	\$ 0.00	\$ 0.00	\$ 0.00	\$ 126,000.00
3300 Community Services Operations	\$ 0.00	\$ 0.00	\$ 0.00	\$ 0.00
TOTAL	\$ 0.00	\$ 0.00	\$ 0.00	\$ 126,000.00
4000 FACILITIES ACQUISITION & CONSTRUCTION SERVICES:				
4100 Supv. of Facilities Acquisition and Construction	\$ 0.00	\$ 0.00	\$ 0.00	\$ 0.00
4200 Site Acquisition Services	\$ 0.00	\$ 0.00	\$ 0.00	\$ 0.00
4300 Site Improvement Services	\$ 0.00	\$ 0.00	\$ 0.00	\$ 0.00
4400 Architecture and Engineering Services	\$ 0.00	\$ 0.00	\$ 0.00	\$ 0.00
4500 Educational Specifications Development Services	\$ 0.00	\$ 0.00	\$ 0.00	\$ 0.00
4600 Building Acquisition and Construction Services	\$ 0.00	\$ 0.00	\$ 0.00	\$ 220,000.00
4700 Building Improvement Services	\$ 0.00	\$ 0.00	\$ 0.00	\$ 0.00
4900 Other Facilities Acquisition and Const. Services	\$ 0.00	\$ 0.00	\$ 0.00	\$ 0.00
TOTAL	\$ 0.00	\$ 0.00	\$ 0.00	\$ 220,000.00
5000 OTHER OUTLAYS:				
5100 Debt Service	\$ 0.00	\$ 0.00	\$ 0.00	\$ 0.00
5200 Reimbursement (Child Nutrition Fund)	\$ 0.00	\$ 0.00	\$ 0.00	\$ 400.00
5300 Clearing Account	\$ 0.00	\$ 0.00	\$ 0.00	\$ 0.00
5400 Indirect Cost Entitlement	\$ 0.00	\$ 0.00	\$ 0.00	\$ 0.00
5500 Private Nonprofit Schools	\$ 0.00	\$ 0.00	\$ 0.00	\$ 0.00
5600 Correcting Entry	\$ 0.00	\$ 0.00	\$ 0.00	\$ 0.00
TOTAL	\$ 0.00	\$ 0.00	\$ 0.00	\$ 400.00
7000 OTHER USES	\$ 327,440.80	\$ 220,318.00	\$ 107,122.80	\$ 315,000.00
8000 REPAYMENTS	\$ 0.00	\$ 0.00	\$ 0.00	\$ 0.00
TOTAL GENERAL FUND	\$ 327,440.80	\$ 220,318.00	\$ 107,122.80	\$ 8,486,620.27
Bank Fees and Cash Charges	\$ 0.00	\$ 0.00	\$ 0.00	\$ 0.00
Provision for Interest on Warrants	\$ 0.00	\$ 0.00	\$ 0.00	\$ 0.00
GRAND TOTAL	\$ 327,440.80	\$ 220,318.00	\$ 107,122.80	\$ 8,486,620.27

ESTIMATE OF NEEDS FOR THE FISCAL YEAR 2023-2024	
PURPOSE:	
Current Expense	
Interest	
Pro rata share of County Assessor's Budget as determined by County Excise Board	
GRAND TOTAL - Home School	

S.A. & I. Form 2661R06 Entity: Southwest Technology Center VT-27, Jackson

29-Aug-2023

GENERAL FUND ACCOUNTS COVERING THE PERIOD JULY 1, 2022 TO JUNE 30, 2023
ESTIMATE OF NEEDS FOR 2023-2024

EXHIBIT "A"

Page 12

Page 12

FISCAL YEAR ENDING JUNE 30, 2023						FISCAL YEAR 2022-2023
APPROPRIATIONS			WARRANTS ISSUED	RESERVES	LAPSED BALANCE KNOWN TO BE UNENCUMBERED	EXPENDITURES FOR CURRENT EXPENSE PURPOSES
SUPPLEMENTAL ADJUSTMENTS		NET AMOUNT				
ADDED	CANCELLED					
\$ 0.00	\$ 0.00	\$ 3,240,171.48	\$ 2,152,271.35	\$ 216,060.51	\$ 871,839.62	\$ 2,368,331.86
\$ 0.00	\$ 0.00	\$ 417,046.00	\$ 406,606.48	\$ 384.78	\$ 10,054.74	\$ 406,991.26
\$ 0.00	\$ 0.00	\$ 1,092,302.79	\$ 27,531.26	\$ 0.00	\$ 1,064,771.53	\$ 27,531.26
\$ 0.00	\$ 0.00	\$ 307,200.00	\$ 244,401.93	\$ 1,063.00	\$ 61,735.07	\$ 245,464.93
\$ 0.00	\$ 0.00	\$ 307,500.00	\$ 374,902.62	\$ 384.89	\$ (67,787.51)	\$ 375,287.51
\$ 0.00	\$ 0.00	\$ 915,000.00	\$ 823,090.84	\$ 45,312.14	\$ 46,597.02	\$ 868,402.98
\$ 0.00	\$ 0.00	\$ 1,271,000.00	\$ 1,036,707.09	\$ 208,764.43	\$ 25,528.48	\$ 1,245,471.52
\$ 0.00	\$ 0.00	\$ 275,000.00	\$ 220,939.02	\$ 0.00	\$ 54,060.98	\$ 220,939.02
\$ 0.00	\$ 0.00	\$ 0.00	\$ 0.00	\$ 0.00	\$ 0.00	\$ 0.00
\$ 0.00	\$ 0.00	\$ 0.00	\$ 0.00	\$ 0.00	\$ 0.00	\$ 0.00
\$ 0.00	\$ 0.00	\$ 4,585,048.79	\$ 3,134,179.24	\$ 255,909.24	\$ 1,194,960.31	\$ 3,390,088.48
\$ 0.00	\$ 0.00	\$ 0.00	\$ 0.00	\$ 0.00	\$ 0.00	\$ 0.00
\$ 0.00	\$ 0.00	\$ 126,000.00	\$ 93,677.69	\$ 4,773.52	\$ 27,548.79	\$ 98,451.21
\$ 0.00	\$ 0.00	\$ 0.00	\$ 0.00	\$ 0.00	\$ 0.00	\$ 0.00
\$ 0.00	\$ 0.00	\$ 126,000.00	\$ 93,677.69	\$ 4,773.52	\$ 27,548.79	\$ 98,451.21
\$ 0.00	\$ 0.00	\$ 0.00	\$ 0.00	\$ 0.00	\$ 0.00	\$ 0.00
\$ 0.00	\$ 0.00	\$ 0.00	\$ 0.00	\$ 0.00	\$ 0.00	\$ 0.00
\$ 0.00	\$ 0.00	\$ 0.00	\$ 0.00	\$ 0.00	\$ 0.00	\$ 0.00
\$ 0.00	\$ 0.00	\$ 0.00	\$ 0.00	\$ 0.00	\$ 0.00	\$ 0.00
\$ 0.00	\$ 0.00	\$ 0.00	\$ 0.00	\$ 0.00	\$ 0.00	\$ 0.00
\$ 0.00	\$ 0.00	\$ 220,000.00	\$ 219,639.30	\$ 0.00	\$ 360.70	\$ 219,639.30
\$ 0.00	\$ 0.00	\$ 0.00	\$ 0.00	\$ 0.00	\$ 0.00	\$ 0.00
\$ 0.00	\$ 0.00	\$ 0.00	\$ 0.00	\$ 0.00	\$ 0.00	\$ 0.00
\$ 0.00	\$ 0.00	\$ 220,000.00	\$ 219,639.30	\$ 0.00	\$ 360.70	\$ 219,639.30
\$ 0.00	\$ 0.00	\$ 0.00	\$ 0.00	\$ 0.00	\$ 0.00	\$ 0.00
\$ 0.00	\$ 0.00	\$ 400.00	\$ 400.00	\$ 0.00	\$ 0.00	\$ 400.00
\$ 0.00	\$ 0.00	\$ 0.00	\$ 0.00	\$ 0.00	\$ 0.00	\$ 0.00
\$ 0.00	\$ 0.00	\$ 0.00	\$ 0.00	\$ 0.00	\$ 0.00	\$ 0.00
\$ 0.00	\$ 0.00	\$ 0.00	\$ 0.00	\$ 0.00	\$ 0.00	\$ 0.00
\$ 0.00	\$ 0.00	\$ 0.00	\$ 0.00	\$ 0.00	\$ 0.00	\$ 0.00
\$ 0.00	\$ 0.00	\$ 400.00	\$ 400.00	\$ 0.00	\$ 0.00	\$ 400.00
\$ 0.00	\$ 0.00	\$ 315,000.00	\$ 247,386.87	\$ 5,820.00	\$ 61,793.13	\$ 253,206.87
\$ 0.00	\$ 0.00	\$ 0.00	\$ 0.00	\$ 0.00	\$ 0.00	\$ 0.00
\$ 0.00	\$ 0.00	\$ 8,486,620.27	\$ 5,847,554.45	\$ 482,563.27	\$ 2,156,502.55	\$ 6,330,117.72
\$ 0.00	\$ 0.00	\$ 0.00	\$ 0.00	\$ 0.00	\$ 0.00	\$ 0.00
\$ 0.00	\$ 0.00	\$ 0.00	\$ 0.00	\$ 0.00	\$ 0.00	\$ 0.00
\$ 0.00	\$ 0.00	\$ 8,486,620.27	\$ 5,847,554.45	\$ 482,563.27	\$ 2,156,502.55	\$ 6,330,117.72

Estimate of Needs by Governing Board		Approved by County Excise Board
\$ 8,477,444.04		\$ 8,477,444.04
\$ 0.00		\$ 0.00
\$ 0.00		\$ 0.00
\$ 8,477,444.04		\$ 8,477,444.04

S.A. & I. Form 2661R06 Entity: Southwest Technology Center VT-27, Jackson

29-Aug-2023

CERTIFICATE OF EXCISE BOARD

State of Oklahoma, County of Jackson

We, do further certify that we have examined the statement of estimated needs for the current fiscal year ending June 30, 2023, as certified by the Board of Education of Southwest Technology Center, District Number VT-27 of said County and State, and its financial statement for the preceding year, and in so doing we have diligently performed the duties imposed upon this Excise Board by 68 O. S. 2001 Section 3007, by (1) ascertaining that the financial statements, as to the statistics therein contained, reflect the true fiscal condition at the close of the fiscal year, or caused the same to be corrected so to show; (2) struck from the estimate of needs so submitted any items not authorized by law and reduced to the sum authorized by law any items restricted by statute as to the amount lawfully expendable therefor; (3) supplemented such estimate, after appropriate action, by an estimate of needs prepared by this Excise Board to make provision for mandatory functions based upon statistics authoritatively submitted; (4) computed the total means available to each fund in the manner provided, applying the Governing Board's estimate of revenue to be derived from surplus tax of the immediately preceding year and from sources other than ad valorem tax, or reduced such estimate to not less than the lawfully authorized ratio of the several sums realized from such sources during the preceding fiscal year or to such lesser sum as may reasonably be anticipated under altered law or circumstance and using for such determination the basic collections of the preceding year and the ratios on which distribution or apportionment must be made during the ensuing or current year.

To the several and specific purposes of the estimated needs as certified, we have and do hereby appropriate the surplus balances of cash on hand of the prior year, estimates of income from sources other than ad valorem taxation within the limitation fixed by law, and the proceeds of ad valorem tax levy within the number of mills authorized, either by apportionment by the Legislature, allocation by the excise board or by legal election, all of which appropriations are made in so far as the available surpluses, revenues, and levies will permit, except in that we have also provided that, after deducting items consisting of cash and the revenue from all sources other than the 2023 tax and the proceeds of the 2023 tax levy are in excess of the residue of such appropriations, by a sum included for delinquent tax, computed at 10.0% of such residue. And provided further, if said School District has been ascertained to be a well defined State Aid District, the local budget, as approved and appropriated for, has been applied wholly to its operating accounts.

We further certify that the amount required to be raised from tax, excluding Homesteads, for General Revenue Fund purposes as approved, requires a total ad valorem tax levy of 10.000 Mills. Said levy is within the statutory limit, and if in excess, is within the constitutional limit and has been authorized by a vote of the people of said district, as shown by certificate of the School Board to-wit:

To this District, with valuations shown below, the Excise Board allocated 5.000 Mills, plus 0.000 Mills authorized by the Constitution, plus an emergency levy of 0.000 Mills; plus local support levy of 5.000 Mills; for a total levy for the General Fund of 10.000 Mills.

We further certify that the amount required to be raised for building fund purposes as approved requires a tax levy of 0.000 Mills, and said levy has been certified as authorized by a vote of the people at an election held for that purpose. We further certify that Assessed Values used in computing Mill-vote levies have been applied as certified by the County Assessor.

We further certify that we have examined the within statements of account and estimated needs or requirements of the Governing Board of Southwest Technology Center, School District No. VT-27 of said County and State, in relation to the Sinking Fund or Funds thereof, and after finding the same correct or having caused the same to be corrected pursuant to 68 O. S. 2001 Section 3009, have approved the requirements therefor to fulfill the conditions of Section 26 and 28 of Article 10, Oklahoma Constitution, and have made and certified a tax levy therefor to the extent of the excess of said total requirements over the total of items 2, 3, 6, and 12 of Exhibit "Y" and any other legal deduction, including a reserve of 10% for delinquent taxes.

CERTIFICATE OF EXCISE BOARD
ESTIMATE OF NEEDS FOR 2023-2024

Page 64

EXHIBIT "Y"

County Excise Board's Appropriation of Income and Revenue	General Fund	Building Fund	Co-op Fund	Child Nutrition Fund	New Sinking Fund (Exc. Homesteads)
Appropriation Approved and Provision Made	\$ 8,477,444.04	\$ 0.00	\$ 0.00	\$ 0.00	\$ 0.00
Appropriation of Revenues:					
Excess of Assets Over Liabilities	\$ 2,458,759.26	\$ 0.00	\$ 0.00	\$ 0.00	\$ 0.00
Unclaimed Protest Tax Refunds	\$ 0.00	\$ 0.00	\$ 0.00	\$ 0.00	\$ 0.00
Miscellaneous Estimated Revenues	\$ 3,823,290.00	\$ 0.00	\$ 0.00	\$ 0.00	None
Est. Value of Surplus Tax in Process	\$ 0.00	\$ 0.00	\$ 0.00	\$ 0.00	None
Sinking Fund Contributions	\$ 0.00	\$ 0.00	\$ 0.00	\$ 0.00	\$ 0.00
Surplus Building Fund Cash	\$ 0.00	\$ 0.00	\$ 0.00	\$ 0.00	\$ 0.00
Total Other Than 2023 Tax	\$ 6,282,049.26	\$ 0.00	\$ 0.00	\$ 0.00	\$ 0.00
Balance Required	\$ 2,195,394.78	\$ 0.00	\$ 0.00	\$ 0.00	\$ 0.00
Add Allowance for Delinquency	\$ 219,539.48	\$ 0.00	\$ 0.00	\$ 0.00	\$ 0.00
Total Required for 2023 Tax	\$ 2,414,934.26	\$ 0.00	\$ 0.00	\$ 0.00	\$ 0.00
Rate of Levy Required and Certified	-----	-----	-----	-----	0.00 Mills

We further certify that the net assessed valuation of the Property, subject to ad valorem taxes, after the amount of all Homestead Exemptions have been deducted in the said School District as finally equalized and certified by the Board of Equalization for the current year 2023-2024 is as follows:

VALUATION AND LEVIES EXCLUDING HOMESTEADS

County	Real	Personal	Public Service	Total
This County Jackson	\$ 138,067,041.00	\$ 25,270,355.00	\$ 18,358,687.00	\$ 181,696,083.00
Joint County Greer	\$ 9,214,328.00	\$ 2,102,612.00	\$ 2,081,847.00	\$ 13,398,787.00
Joint County Harmon	\$ 591,495.00	\$ 115,031.00	\$ 37,580.00	\$ 744,106.00
Joint County Kiowa	\$ 296,122.00	\$ 35,904.00	\$ 33,409.00	\$ 365,435.00
Joint County Beckham	\$ 43,943.00	\$ 0.00	\$ 4,252.00	\$ 48,195.00
Joint County Jackson (Mangum)	\$ 10,328.00	\$ 0.00	\$ 0.00	\$ 10,328.00
Joint County Greer (Hollis/Mangum)	\$ 14,510,219.00	\$ 2,911,427.00	\$ 949,564.00	\$ 18,371,210.00
Joint County Harmon (Hollis/Mangum)	\$ 15,227,452.00	\$ 4,864,786.00	\$ 2,876,385.00	\$ 22,968,623.00
Joint County	\$ 0.00	\$ 0.00	\$ 0.00	\$ 0.00
Joint County	\$ 0.00	\$ 0.00	\$ 0.00	\$ 0.00
Joint County	\$ 0.00	\$ 0.00	\$ 0.00	\$ 0.00
Joint County	\$ 0.00	\$ 0.00	\$ 0.00	\$ 0.00
Joint County	\$ 0.00	\$ 0.00	\$ 0.00	\$ 0.00
Total Valuations, All Counties	\$ 177,960,928.00	\$ 35,300,115.00	\$ 24,341,724.00	\$ 237,602,767.00

and that the assessed valuations herein certified have been used in computing the rates of mill levies and the proceeds thereof appropriated as aforesaid; and that having ascertained as aforesaid, the aggregate amount to be raised by ad valorem taxation, be raised by ad valorem taxation, we thereupon made the above levies therefor as provided by law as follows:

CERTIFICATE OF EXCISE BOARD
ESTIMATE OF NEEDS FOR 2023-2024

Page 64

EXHIBIT "Y"					
County Excise Board's Appropriation of Income and Revenue	General Fund	Building Fund	Co-op Fund	Child Nutrition Fund	New Sinking Fund (Exc. Homesteads)
Appropriation Approved and Provision Made	\$ 8,477,444.04	\$ 0.00	\$ 0.00	\$ 0.00	\$ 0.00
Appropriation of Revenues:					
Excess of Assets Over Liabilities	\$ 2,458,759.26	\$ 0.00	\$ 0.00	\$ 0.00	\$ 0.00
Unclaimed Protest Tax Refunds	\$ 0.00	\$ 0.00	\$ 0.00	\$ 0.00	\$ 0.00
Miscellaneous Estimated Revenues	\$ 3,823,290.00	\$ 0.00	\$ 0.00	\$ 0.00	None
Est. Value of Surplus Tax in Process	\$ 0.00	\$ 0.00	\$ 0.00	\$ 0.00	None
Sinking Fund Contributions	\$ 0.00	\$ 0.00	\$ 0.00	\$ 0.00	\$ 0.00
Surplus Building Fund Cash	\$ 0.00	\$ 0.00	\$ 0.00	\$ 0.00	\$ 0.00
Total Other Than 2023 Tax	\$ 6,282,049.26	\$ 0.00	\$ 0.00	\$ 0.00	\$ 0.00
Balance Required	\$ 2,195,394.78	\$ 0.00	\$ 0.00	\$ 0.00	\$ 0.00
Add Allowance for Delinquency	\$ 219,539.48	\$ 0.00	\$ 0.00	\$ 0.00	\$ 0.00
Total Required for 2023 Tax	\$ 2,414,934.26	\$ 0.00	\$ 0.00	\$ 0.00	\$ 0.00
Rate of Levy Required and Certified	-----	-----	-----	-----	0.00 Mills

We further certify that the net assessed valuation of the Property, subject to ad valorem taxes, after the amount of all Homestead Exemptions have been deducted in the said School District as finally equalized and certified by the Board of Equalization for the current year 2023-2024 is as follows:

VALUATION AND LEVIES EXCLUDING HOMESTEADS					
County	Real	Personal	Public Service	Total	
This County Jackson	\$ 138,067,041.00	\$ 25,270,355.00	\$ 18,358,687.00	\$ 181,696,083.00	
Joint County Greer	\$ 9,214,328.00	\$ 2,102,612.00	\$ 2,081,847.00	\$ 13,398,787.00	
Joint County Harmon	\$ 591,495.00	\$ 115,031.00	\$ 37,580.00	\$ 744,106.00	
Joint County Kiowa	\$ 296,122.00	\$ 35,904.00	\$ 33,409.00	\$ 365,435.00	
Joint County Beckham	\$ 43,943.00	\$ 0.00	\$ 4,252.00	\$ 48,195.00	
Joint County Jackson (Mangum)	\$ 10,328.00	\$ 0.00	\$ 0.00	\$ 10,328.00	
Joint County Greer (Hollis/Mangum)	\$ 14,510,219.00	\$ 2,911,427.00	\$ 949,564.00	\$ 18,371,210.00	
Joint County Harmon (Hollis, Mangum)	\$ 15,227,452.00	\$ 4,864,786.00	\$ 2,876,385.00	\$ 22,968,623.00	
Joint County	\$ 0.00	\$ 0.00	\$ 0.00	\$ 0.00	
Joint County	\$ 0.00	\$ 0.00	\$ 0.00	\$ 0.00	
Joint County	\$ 0.00	\$ 0.00	\$ 0.00	\$ 0.00	
Joint County	\$ 0.00	\$ 0.00	\$ 0.00	\$ 0.00	
Joint County	\$ 0.00	\$ 0.00	\$ 0.00	\$ 0.00	
Total Valuations, All Counties	\$ 177,960,928.00	\$ 35,300,115.00	\$ 24,341,724.00	\$ 237,602,767.00	

and that the assessed valuations herein certified have been used in computing the rates of mill levies and the proceeds thereof appropriated as aforesaid; and that having ascertained as aforesaid, the aggregate amount to be raised by ad valorem taxation, be raised by ad valorem taxation, we thereupon made the above levies therefor as provided by law as follows:

CERTIFICATE OF EXCISE BOARD
ESTIMATE OF NEEDS FOR 2023-2024



Page 65



EXHIBIT "Y" Continued: Primary County And All Joint Counties						
Levies Required and Certified: Valuation And Levies Excluding Homesteads				Total Required For 2023 Tax		
County	General Fund	Building Fund	Total Valuation	General	Building	
This County Jackson	10.17 Mills	0.00 Mills	\$ 181,696,083.00	\$ 1,847,849.16	\$ 0.00	
Joint Co. Greer	10.58 Mills	0.00 Mills	\$ 13,398,787.00	\$ 141,759.17	\$ 0.00	
Joint Co. Harmon	10.16 Mills	0.00 Mills	\$ 744,106.00	\$ 7,560.12	\$ 0.00	
Joint Co. Kiowa	10.35 Mills	0.00 Mills	\$ 365,435.00	\$ 3,782.25	\$ 0.00	
Joint Co. Beckham	10.00 Mills	0.00 Mills	\$ 48,195.00	\$ 481.95	\$ 0.00	
Joint Co. Jackson	10.00 Mills	0.00 Mills	\$ 10,328.00	\$ 103.28	\$ 0.00	
Joint Co. Greer	10.00 Mills	0.00 Mills	\$ 18,371,210.00	\$ 183,712.10	\$ 0.00	
Joint Co. Harmon	10.00 Mills	0.00 Mills	\$ 22,968,623.00	\$ 229,686.23	\$ 0.00	
Joint Co.	0.00 Mills	0.00 Mills	\$ 0.00	\$ 0.00	\$ 0.00	
Joint Co.	0.00 Mills	0.00 Mills	\$ 0.00	\$ 0.00	\$ 0.00	
Joint Co.	0.00 Mills	0.00 Mills	\$ 0.00	\$ 0.00	\$ 0.00	
Joint Co.	0.00 Mills	0.00 Mills	\$ 0.00	\$ 0.00	\$ 0.00	
Joint Co.	0.00 Mills	0.00 Mills	\$ 0.00	\$ 0.00	\$ 0.00	
Totals			\$ 237,602,767.00	\$ 2,414,934.26	\$ 0.00	

Sinking Fund 0.00 Mills

and we do hereby order the above levies to be certified forthwith by the Secretary of this Board to the County Assessor of said County, in order that the County Assessor may immediately extend said levies upon the Tax Rolls for the year 2023 without regard to any protest that may be filed against any levies, as required by 68 O. S. 2001, Section 2869.

Signed at Altus, Oklahoma, this 2 day of October, 2023


Excise Board Member

Excise Board Member


Excise Board Chairman

Excise Board Secretary




Joint School District Levy Certification for Southwest Technology Center VT-27

Career Tech District Number _____ : General Fund _____

State of Oklahoma)
County of Jackson) ss
Building Fund _____

I, Jennifer Sunday, Jackson County Clerk, do hereby certify that the above levies are true and correct for the taxable year 2023.

Witness my hand and seal, on October 2, 2023


Jackson County Clerk



S.A. & I. Form 2661R06 Entity: Southwest Technology Center VT-27, Jackson

29-Aug-2023

CERTIFICATE OF EXCISE BOARD
ESTIMATE OF NEEDS FOR 2023-2024


Page 65

EXHIBIT "Y" Continued: Primary County And All Joint Counties						
Levies Required and Certified:				Total Required For 2023 Tax		
Valuation And Levies Excluding Homesteads						
County	General Fund	Building Fund	Total Valuation	General	Building	
This County Jackson	10.17 Mills	0.00 Mills	\$ 181,696,083.00	\$ 1,847,849.16	\$ 0.00	
Joint Co. Greer	10.58 Mills	0.00 Mills	\$ 13,398,787.00	\$ 141,759.17	\$ 0.00	
Joint Co. Harmon	10.16 Mills	0.00 Mills	\$ 744,106.00	\$ 7,560.12	\$ 0.00	
Joint Co. Kiowa	10.35 Mills	0.00 Mills	\$ 365,435.00	\$ 3,782.25	\$ 0.00	
Joint Co. Beckham	10.00 Mills	0.00 Mills	\$ 48,195.00	\$ 481.95	\$ 0.00	
Joint Co. Jackson	10.00 Mills	0.00 Mills	\$ 10,328.00	\$ 103.28	\$ 0.00	
Joint Co. Greer	10.00 Mills	0.00 Mills	\$ 18,371,210.00	\$ 183,712.10	\$ 0.00	
Joint Co. Harmon	10.00 Mills	0.00 Mills	\$ 22,968,623.00	\$ 229,686.23	\$ 0.00	
Joint Co.	0.00 Mills	0.00 Mills	\$ 0.00	\$ 0.00	\$ 0.00	
Joint Co.	0.00 Mills	0.00 Mills	\$ 0.00	\$ 0.00	\$ 0.00	
Joint Co.	0.00 Mills	0.00 Mills	\$ 0.00	\$ 0.00	\$ 0.00	
Joint Co.	0.00 Mills	0.00 Mills	\$ 0.00	\$ 0.00	\$ 0.00	
Joint Co.	0.00 Mills	0.00 Mills	\$ 0.00	\$ 0.00	\$ 0.00	
Totals			\$ 237,602,767.00	\$ 2,414,934.26	\$ 0.00	



Sinking Fund 0.00 Mills

and we do hereby order the above levies to be certified forthwith by the Secretary of this Board to the County Assessor of said County, in order that the County Assessor may immediately extend said levies upon the Tax Rolls for the year 2023 without regard to any protest that may be filed against any levies, as required by 68 O. S. 2001, Section 2869.

Signed at Altus, Oklahoma, this 2 day of October, 2023


Excise Board Member

Excise Board Member


Excise Board Chairman

Excise Board Secretary




Joint School District Levy Certification for Southwest Technology Center VT-27

Career Tech District Number _____ : General Fund _____
Building Fund _____

State of Oklahoma)
County of Jackson) ss

I, Jennifer Sunday, Jackson County Clerk, do hereby certify that the above levies are true and correct for the taxable year 2023.

Witness my hand and seal, on October 2, 2023


Jackson County Clerk



S.A. & I. Form 2661R06 Entity: Southwest Technology Center VT-27, Jackson

29-Aug-2023

ALL FUND ACCOUNTS COVERING THE PERIOD JULY 1, 2022 TO JUNE 30, 2023
STATISTICAL DATA FOR 2023-2024

EXHIBIT "Z"

Page 66

Schedule 1, SUMMARY RECAPITULATION OF SCHOOL COSTS FOR THE FISCAL YEAR ENDING JUNE 30, 2005, AND APPORTIONMENT THEREOF					
CLASSIFICATION	ACCUMULATION OF EXPENDITURES AND UNLIQUIDATED COMMITMENTS TO DETERMINE PER CAPITA COSTS				
Expenditures and Reserves	GENERAL REVENUE FUND	CHILD NUTRITION FUND	2022-2023 CONSTITUTIONAL BUILDING FUND EXPENDITURES	2022-2023 ACCRUALS AND COUPON REQUIREMENTS	SPECIAL REVENUE FUNDS
Current Expenditures - Educational	\$ 5,159,189.26	\$ 0.00	\$ 0.00	\$ 0.00	\$ 0.00
Current Expenditures - Transportation	\$ 220,939.02	\$ 0.00	\$ 0.00	\$ 0.00	\$ 0.00
Current Reserves - Educational	\$ 476,743.27	\$ 0.00	\$ 0.00	\$ 0.00	\$ 0.00
Current Reserves - Transportation	\$ 0.00	\$ 0.00	\$ 0.00	\$ 0.00	\$ 0.00
Capital Expenditures - Educational	\$ 219,639.30	\$ 0.00	\$ 0.00	\$ 0.00	\$ 0.00
Capital Expenditures - Transportation	\$ 0.00	\$ 0.00	\$ 0.00	\$ 0.00	\$ 0.00
Capital Reserves - Educational	\$ 0.00	\$ 0.00	\$ 0.00	\$ 0.00	\$ 0.00
Capital Reserves - Transportation	\$ 0.00	\$ 0.00	\$ 0.00	\$ 0.00	\$ 0.00
Interest Paid and Reserved	\$ 0.00	\$ 0.00	\$ 0.00	\$ 0.00	\$ 0.00
TOTALS	\$ 6,076,510.85	\$ 0.00	\$ 0.00	\$ 0.00	\$ 0.00
Enumeration 0 Average Daily Attendance 0 Average Daily Haul 0					

Schedule 1, (Continued)					
CLASSIFICATION	ACCUMULATION OF EXPENDITURES AND UNLIQUIDATED COMMITMENTS TO DETERMINE PER CAPITA COSTS				
Expenditures and Reserves	CAPITAL PROJECTS FUNDS	ENTERPRISE FUNDS	ACTIVITY FUNDS	EXPENDABLE TRUST FUNDS	NONEXPENDABLE TRUST FUNDS
Current Expenditures - Educational	\$ 0.00	\$ 0.00	\$ 0.00	\$ 0.00	\$ 0.00
Current Expenditures - Transportation	\$ 0.00	\$ 0.00	\$ 0.00	\$ 0.00	\$ 0.00
Current Reserves - Educational	\$ 0.00	\$ 0.00	\$ 0.00	\$ 0.00	\$ 0.00
Current Reserves - Transportation	\$ 0.00	\$ 0.00	\$ 0.00	\$ 0.00	\$ 0.00
Capital Expenditures - Educational	\$ 0.00	\$ 0.00	\$ 0.00	\$ 0.00	\$ 0.00
Capital Expenditures - Transportation	\$ 0.00	\$ 0.00	\$ 0.00	\$ 0.00	\$ 0.00
Capital Reserves - Educational	\$ 0.00	\$ 0.00	\$ 0.00	\$ 0.00	\$ 0.00
Capital Reserves - Transportation	\$ 0.00	\$ 0.00	\$ 0.00	\$ 0.00	\$ 0.00
Interest Paid and Reserved	\$ 0.00	\$ 0.00	\$ 0.00	\$ 0.00	\$ 0.00
TOTALS	\$ 0.00	\$ 0.00	\$ 0.00	\$ 0.00	\$ 0.00

ALL FUND ACCOUNTS COVERING THE PERIOD JULY 1, 2022 TO JUNE 30, 2023
STATISTICAL DATA FOR 2023-2024

EXHIBIT "Z"

Page 67

Schedule 1, (Continued)				
CLASSIFICATION			DISTRIBUTION OF OPERATING EXPENSE TO DETERMINE PER CAPITA COST	
Expenditures and Reserves	INTERNAL SERVICE FUNDS	TOTAL OF ALL APPLICABLE COSTS 2022-2023	OPERATION COSTS ONLY	TRANSPORTATION COSTS ONLY
Current Expenditures - Educational	\$ 0.00	\$ 5,159,189.26	\$ 5,159,189.26	\$ 0.00
Current Expenditures - Transportation	\$ 0.00	\$ 220,939.02	\$ 0.00	\$ 220,939.02
Current Reserves - Educational	\$ 0.00	\$ 476,743.27	\$ 476,743.27	\$ 0.00
Current Reserves - Transportation	\$ 0.00	\$ 0.00	\$ 0.00	\$ 0.00
Capital Expenditures - Educational	\$ 0.00	\$ 219,639.30	\$ 219,639.30	\$ 0.00
Capital Expenditures - Transportation	\$ 0.00	\$ 0.00	\$ 0.00	\$ 0.00
Capital Reserves - Educational	\$ 0.00	\$ 0.00	\$ 0.00	\$ 0.00
Capital Reserves - Transportation	\$ 0.00	\$ 0.00	\$ 0.00	\$ 0.00
Interest Paid and Reserved	\$ 0.00	\$ 0.00	\$ 0.00	\$ 0.00
TOTALS	\$ 0.00	\$ 6,076,510.85	\$ 5,855,571.83	\$ 220,939.02
<div> <div>Per Capita Cost - Education</div> <div>\$ 0.00</div> <div>Per Capita Cost - Transportation</div> <div>\$ 0.00</div> </div>				